



Technical Data

Phonak Bolero Q

Phonak Bolero Q-M13 (Q90/Q70/Q50/Q30) (SlimTube HE)

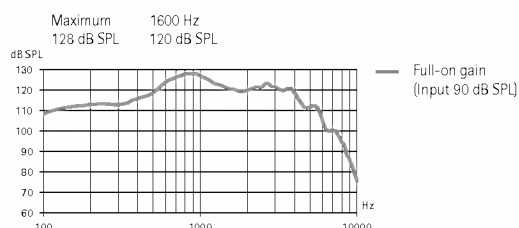
WaterResistant micro BTE, battery size 13, for mild to severe hearing loss, all audiometric configurations (for product details and available options, please see Product Information or visit www.phonakpro.com).

Unless otherwise specified, all data obtained are measured in a closed configuration with a straight measurement SlimTube HE (Art. No. 004-0425) and a coupling disc (Art. No. 002-0412) onto a HA-1 coupler (ANSI-S3.7-1995) or an occluded-ear simulator (EN 60711, coupling arrangement according to fig. 4 in the test standard), and in the Phonak Target measurement settings.

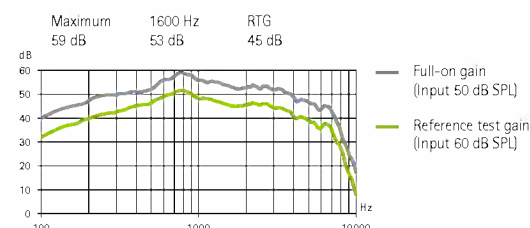
Ear simulator data

EN / IEC 60118 and IEC 60711

Output sound pressure level

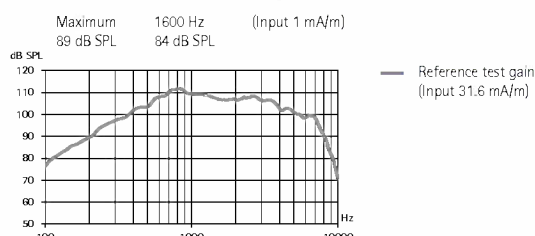


Acoustic gain



Frequency range	<100 Hz - 7500 Hz		
Total harmonic distortion	500 Hz	800 Hz	1600 Hz
	2%	1%	1.5%
Battery current	Quiescent Working		
	1.1 mA	1.2 mA	
Equivalent input noise level	19 dB SPL		

Induction coil sensitivity



Dynamic data

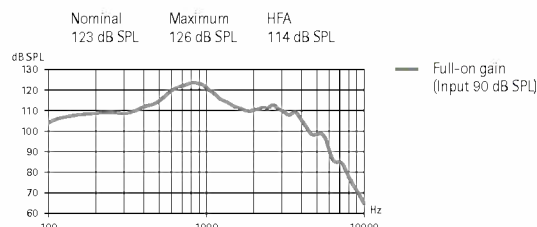
Compression	Attack time	Recovery time
	10 ms	50 ms

Note: Using pure tone measurements with a digital hearing instrument can result in a wavy frequency response. This is an artifact resulting from the use of a narrowband input signal and does not affect the actual performance with naturally occurring broadband input signals.

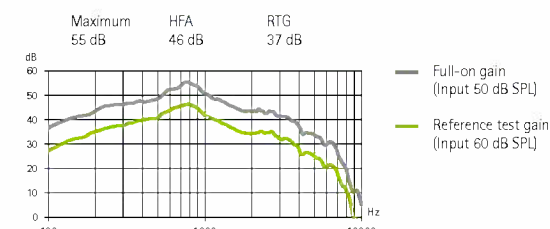
2cm³ coupler data

ANSI S3.22-2009

Output sound pressure level

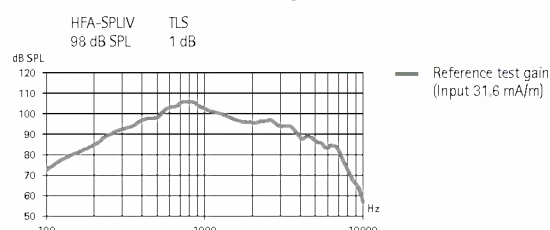


Acoustic gain



Frequency range	<100 Hz - 7100 Hz		
Total harmonic distortion	500 Hz	800 Hz	1600 Hz
	2%	1%	1.5%
Battery current	Quiescent Working		
	1.1 mA	1.2 mA	
Equivalent input noise level	19 dB SPL		

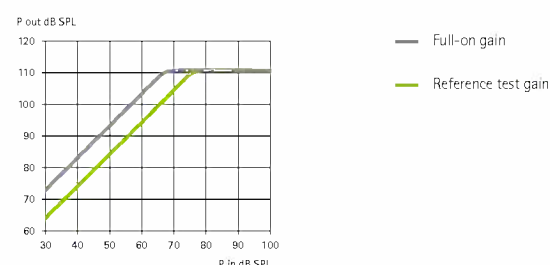
Induction coil sensitivity



Dynamic data

Compression	Attack time	Recovery time
	10 ms	50 ms

Input / Output characteristics at 2000 Hz



PHONAK



Technical Data

Phonak Bolero Q

Phonak Bolero Q-M13 (Q90/Q70/Q50/Q30) (HE10 680)



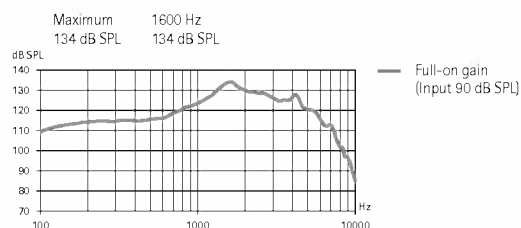
Warning to hearing care professionals:
This hearing instrument has an output sound pressure level that can exceed 132 dB SPL. Special care should be taken when fitting this instrument as there is a risk of impairing the residual hearing of the user.

Unless otherwise specified, all data obtained are measured with the hook type HE10 680 and Phonak Target measurement settings.

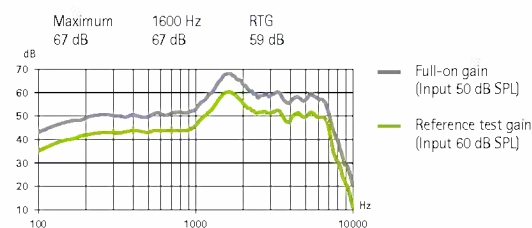
Ear simulator data

EN / IEC 60118 and IEC 60711

Output sound pressure level

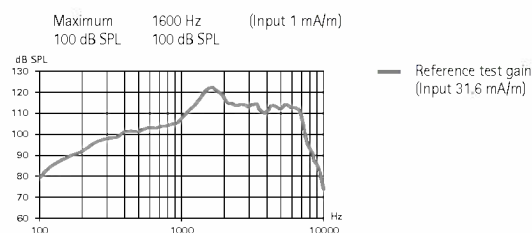


Acoustic gain



Frequency range	<100 Hz - 7000 Hz		
Total harmonic distortion	500 Hz	800 Hz	1600 Hz
	3%	4%	1.5%
Battery current	Quiescent	Working	
	1.1 mA	1.2 mA	
Equivalent input noise level	19 dB SPL		

Induction coil sensitivity



Dynamic data

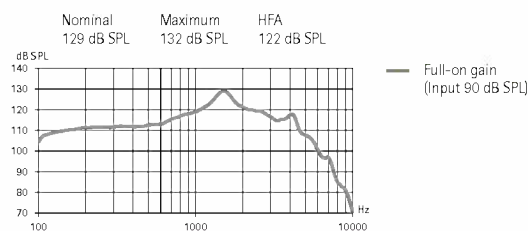
Compression	Attack time	Recovery time
	10 ms	50 ms

Note: Using pure tone measurements with a digital hearing instrument can result in a wavy frequency response. This is an artifact resulting from the use of a narrowband input signal and does not affect the actual performance with naturally occurring broadband input signals.

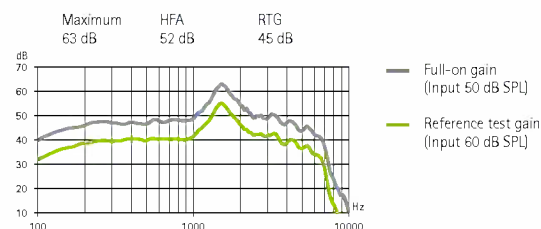
2cm³ coupler data

ANSI S3.22-2009

Output sound pressure level

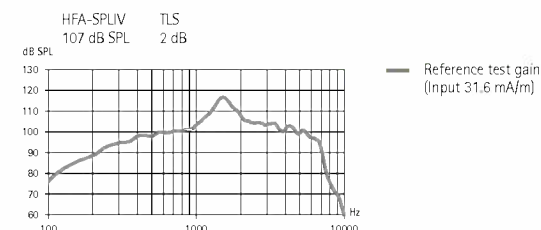


Acoustic gain



Frequency range	<100 Hz - 7100 Hz		
Total harmonic distortion	500 Hz	800 Hz	1600 Hz
	3%	4%	1.5%
Battery current	Quiescent	Working	
	1.1 mA	1.2 mA	
Equivalent input noise level	19 dB SPL		

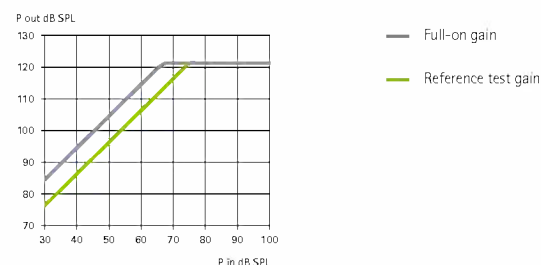
Induction coil sensitivity



Dynamic data

Compression	Attack time	Recovery time
	10 ms	50 ms

Input / Output characteristics at 2000 Hz



PHONAK